

Classroom Activities

Activity 1: Dominos Fun

Objectives

- To build listening skills by hearing instructions;
- To enrich vocabulary.

Materials

- Picture cards of words and letters;
- Counters or Buttons or Dominos.

Scope: Group Activity for pre-primary classes and classes 1-2.

Procedure

- Divide the class into groups of five. Give each child in the group a counter.
- On each table, give 5-6 picture cards. Tell the children that when they are shown a letter card, they have to quickly find the picture that starts with that letter, and keep the counter on it. For example, if you show the card for the letter 'L', the children should put the counter on the card of a lion, lamp, leopard, or whichever 'L' picture card is available on their table.
- The group which does this first for all the letters is the winner.
- For Classes 1 and 2: Picture cards can also be used to reinforce the concepts of synonyms and antonyms. The teacher shows the children some picture cards. The children have to put the counter on the picture card which is the synonym/antonym of the word card shown by the teacher.

Activity 2: Searching Spree

Objectives

- To be able to use logical thinking and comprehension skills;
- Vocabulary enhancement.

Material

- Worksheet attached herewith or another similar one designed by you;
- Crayons or counters;
- Letter cards.

Scope: Pre-primary and primary classes.

Procedure

















- Give one activity sheet to each child.
- Tell the children to look carefully at the faces on this sheet.
- In lower classes, they have to listen to the name of that face and place the letter card with which the name starts on the picture of that face.

In higher classes, students have to choose the picture which is described by the teacher. For example, identify Bill who has curly hair and a moustache. Or identify John who has a beard, wears spectacles and has a centre parting in his hair.

Bhavna Tandon has been teaching primary classes in DPS International School, R.K.Puram, New Delhi for the past seven years. She also taught in Bal Bharati School, Rohini, Delhi for five years.

bhavnatandan@gmail.com

WHO'S WHO?

			
FRED	JOHN	BILL	RICHARD
			
ANDREW	TIM	MARK	GEORGE
			
CHRIS	PETER	PAUL	STEVE
			
ALAN	TONY	JULIAN	DAVID